

CARRYALL

Club Car

DO YOUR BEST WORK

Because your job well done leaves a
lasting mark.



 Ingersoll Rand

CARRYALL

3 **EDUCATION**

4 **UTILITY**

6 **ACCESSORIES**

8 **PEOPLE MOVERS**

10 **ENGINES**



MASTER YOUR CAMPUS

The only utility vehicles that can keep up with you.

You're tasked to find safe and cost-effective solutions to transport guests and materials around campus. We have a full lineup of transporters and utility vehicles purpose-built for efficiency and performance. These quiet, zero-emissions electric vehicles cost pennies a day to operate but do the work of a small truck or van.



“OUR FLEET OF CLUB CAR UTILITY VEHICLES ALWAYS ANSWER THE CALL, THEY ARE SOME OF THE MOST RELIABLE AND DURABLE VEHICLES WE HAVE OWNED. THE CARS ARE EASY FOR US TO MAINTAIN AND SERVICE AND CONTINUE TO BE RELIED UPON EVERY DAY.”

*Dean Jaeger
Grounds Manager, Facilities Operations at Vassar College*

CARRYALL

UNMATCHED VERSATILITY, EXCEPTIONAL RELIABILITY

Carry on the tradition of a well-maintained campus.

Facilities, grounds, security and fleet managers at schools and universities are tasked with moving quickly from job to job. Boosting sustainability and safety, Club Car utility vehicles are highly customized to complete the tasks needed to elevate the on-campus experience for students, staff, and visitors for generations to come.



CARRYALL 300

EASY HANDLING, TOUGH HAULING

Plenty of hauling capacity with easy-to-handle maneuvering.

		
Max Speed 17 mph	Max Vehicle Capacity 800 lbs	Horsepower 14 hp (gasoline) 3.3 hp (electric)



CARRYALL 550

JACK OF ALL TRADES

Versatile, rugged, the best choice for those with various tasks.




		
Max Speed 17 mph	Max Vehicle Capacity 900 lbs	Horsepower 14 hp (gasoline) 3.7 hp (electric)



CARRYALL 1700

POWERFUL HAULING FOR YOUR WHOLE TEAM

Automatic four-wheel drive vehicle with room for up to four people and all their gear.

		
Max Speed 25 mph	Max Vehicle Capacity 1600 lbs	Horsepower 20 hp (gasoline) 20 hp (diesel)



CARRYALL 500

MORE GROUND CLEARANCE FOR ANY TASK

Perfect for a variety of applications, even on tough terrain.

		
Max Speed 17 mph	Max Vehicle Capacity 1200 lbs	Horsepower 14 hp (gasoline) 3.7 hp (electric)



CARRYALL 700

FOR THE LONG HAUL

High hauling capacity with the legendary, rugged Carryall design.

		
Max Speed 17 mph	Max Vehicle Capacity 1600 lbs	Horsepower 14 hp (gasoline) 3.7 hp (electric)



CARRYALL 502

WHERE OUR STANDARDS MEET YOURS

For superintendents, by superintendents.

		
Max Speed 17 mph	Max Vehicle Capacity 1,200 lbs	Horsepower 14 hp (gasoline) 3.7 hp (electric)



CARRYALL 1500

ALL-AROUND HIGH-PERFORMANCE MACHINE

The perfect combination of muscle and flexibility packed on a rustproof, aircraft-grade aluminum frame.

		
Max Speed 25 mph	Max Vehicle Capacity 1450 lbs	Horsepower 20 hp (gasoline) 20 hp (diesel)

ALUMINUM FRAME FOR LONGER LIFE

While most utility vehicles are built on a steel frame, Club Car features automotive-grade aluminum frames. Our frames are strong, rustproof, and impact resistant to enhance overall performance and prolong the life of your vehicle.

OUTFITTED FOR THE TASK AT HAND

Carryall UTVs are built to your needs.

No team ever has just one job to do—it's a series of tasks with different needs for each. With the industry's widest range of commercial accessories, such as ladder racks, refreshment centers, specialized lighting, and more, we can customize your new Club Car with application-specific features to improve productivity.



FACILITIES ENGINEERING

Our facilities engineering Carryall vehicle comes outfitted with a van box or dual-locking tool box system to help your team stay on the move.



GROUNDS MAINTENANCE

Club Car's new Carryall 700 grounds maintenance vehicle with hose reel gives your team the power and reliability to get the job done on any terrain.



SECURITY

Security is more important than ever, and the Carryall 300 security vehicle is designed to flex with the changing needs of your campus.



REFUSE REMOVAL

The Carryall 700 with heavy-duty bed lift and Carryall 700 with high dump are cost-effective vehicle solutions for on-campus refuse removal.





Accessories shown here may vary by product.



INDUSTRY-LEADING BED ATTACHMENT SYSTEM

VersAttach™ allows you to easily store tools and equipment outside the bed, freeing up additional space while protecting your gear.

OPTIONS & ACCESSORIES

More accessories are available. Ask your Club Car sales representative for details.



Tool Box



Backpack Blower Rack



Multi-Tool Holder Kit



Ratcheting Tool Holder Kit (Upper) & Standard Tool Holder Kit (Lower)



Van Box

IMPRESSIVE CAMPUS TRANSPORTATION

The simplest way to a comprehensive transportation strategy.

When you need to move people, nothing gets the job done better than transport commercial vehicles from Club Car. Both comfortable and safe, you can now go anywhere on campus with our versatile line of utility, transportation, and street-legal vehicles while reducing your cost of ownership and carbon footprint.



Tempo 2+2

THE MOST ECONOMICAL PEOPLE MOVER

Boasting the tightest turn radius in the industry, the Tempo 2+2 adds comfort to sporty handling.



Max Speed
15 mph



Max Vehicle
Capacity
800 lbs



Seating
Capacity
4



TRANSPORTER | TRANSPORTER XL

MADE FOR CREWS AND CARGO

Available with a fold-down rear seat to carry up to 300 lbs and equipped with rustproof aluminum chassis, body, and bed.



Max Speed
17 mph



Max Vehicle
Capacity
1500 lbs



Seating
Capacity
4-8



Villager 6 | Villager 8

TRANSPORT PASSENGERS IN STYLE

With seats for up to 8 passengers, the Villager series is perfect for campus tours and special events.



Max Speed
17 mph



Max Vehicle
Capacity
1500 lbs



Seating
Capacity
6-8



Villager 2+2

THE ULTIMATE IN EFFICIENCY

Expand your area of operations, lower energy and maintenance expenses, and eliminate carbon emissions—all at once.



Max Speed
25 mph



Max Vehicle
Capacity
800 lbs



Horsepower
5 hp (electric)



CARRYALL 710

ONE VEHICLE—POWER AND EFFICIENCY

Truck-like performance coupled with the economy and versatility only a street-legal electric vehicle can deliver.



Max Speed
25 mph



Max Vehicle
Capacity
1050 lbs



Horsepower
8 hp (electric)



CARRYALL 510

MORE CAPACITY FOR THE ROAD AHEAD

Add a six-foot-long bed and you have a heavy-duty work vehicle that can travel nearly anywhere.



Max Speed
25 mph



Max Vehicle
Capacity
950 lbs



Horsepower
8 hp (electric)

STREET LEGAL AND READY FOR THE ROAD AHEAD

The most practical way to get from point A to point B.

With automotive power, capacity, and durability in an easy-to-use and maintain design, Club Car low-speed vehicles make getting from jobsite to jobsite simple, safe, and efficient for your entire team.


CARRYALL

POWER AND RELIABILITY IN ANY ENVIRONMENT

The Kohler Command PRO® EFI engine, exclusively from Club Car.

Simplify your ownership experience and increase overall vehicle uptime with an automotive-grade, closed-loop EFI engine from Kohler.

- Excellent fuel economy and reliable startup
- Onboard diagnostics, accessible on your laptop or smart device
- Reduced oil changes
- Industry-leading warranty



STAY SUSTAINABLE WITH ZERO EMISSIONS

Purpose-built for efficiency and performance, our quiet, zero-emissions electric vehicles cost pennies a day to operate but do the work of a small truck.

- Low-end torque
- Advanced charging capabilities
- Industry-leading warranty
- 110V retractable onboard charger

92-95%
MORE EFFICIENT
THAN PREVIOUS CHARGERS



CARRYALL

Find your local authorized Club Car dealer now,
and take control of your fleet

LEARN MORE AT CARRYALL.COM